

ANNEX G – EQUIPMENT REQUIREMENTS FOR SG-SANCTIONED EVENTS

MEN’S ARTISTIC GYMNASTICS

Floor Exercise

FIG Specification: 12m x 12m dimension

National Levels Program:

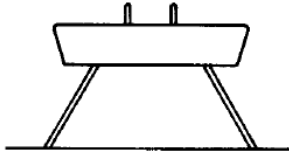
Foundation	<ul style="list-style-type: none"> Floor Strip
Level 1	<ul style="list-style-type: none"> Floor Strip
Level 2	<ul style="list-style-type: none"> FIG specifications – Partial Floor Strips with springs
Level 3	<ul style="list-style-type: none"> FIG specifications – Partial Floor Strips with springs
Level 4	<ul style="list-style-type: none"> FIG specifications
Level 5	<ul style="list-style-type: none"> FIG specifications
Level 6	<ul style="list-style-type: none"> FIG specifications

National Stages Program:

Stage 1	<ul style="list-style-type: none"> FIG specifications – Partial Floor Strips with springs
Stage 2	<ul style="list-style-type: none"> FIG specifications
Stage 3	<ul style="list-style-type: none"> FIG specifications
Stage 4	<ul style="list-style-type: none"> FIG specifications
Stage 5	<ul style="list-style-type: none"> FIG specifications
Stage 6	<ul style="list-style-type: none"> FIG specifications

Pommel Horse

FIG Specification:



Height: 105 cm from top of mat, 115 cm from the floor.

Landing mat Depth: 10cm

National Levels Program:

Foundation	<ul style="list-style-type: none"> • FIG specifications • Additional landing mat(s) permitted
Level 1	<ul style="list-style-type: none"> • FIG specifications • Mushroom • Additional landing mat(s) permitted
Level 2	<ul style="list-style-type: none"> • FIG specifications • Floor mushroom • Additional landing mat(s) permitted
Level 3 & 4	<ul style="list-style-type: none"> • FIG specifications • Without pommel
Level 5 & 6	<ul style="list-style-type: none"> • FIG specifications

National Stages Program:

Stage 1	<ul style="list-style-type: none"> • FIG specifications • Mushroom • Additional landing mat(s) permitted
Stage 2	<ul style="list-style-type: none"> • FIG specifications • Floor mushroom • Additional landing mat(s) permitted
Stage 3 & 4	<ul style="list-style-type: none"> • FIG specifications • Without pommel
Stage 5 & 6	<ul style="list-style-type: none"> • FIG specifications

Still Rings

FIG Specification:



Height: 280 cm from the floor.

Rings matting: (centred under rings): 5mx2m

National Levels Program:

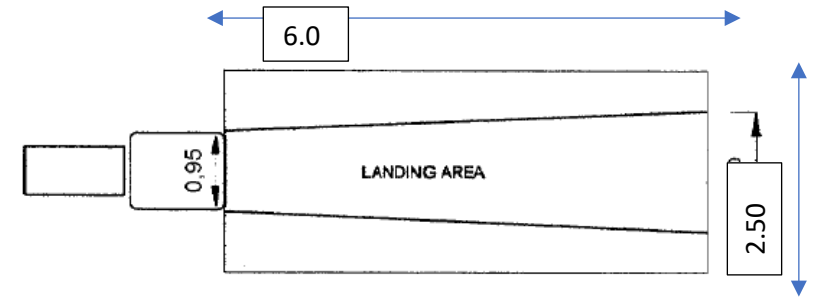
Foundation	<ul style="list-style-type: none"> • FIG specifications • Additional landing mat(s) permitted
Level 1, 2 & 3	<ul style="list-style-type: none"> • FIG specifications • Additional landing mat(s) permitted
Level 4, 5 & 6	<ul style="list-style-type: none"> • FIG specifications

National Stages Program:

Stage 1, 2 & 3	<ul style="list-style-type: none"> • FIG specifications • Additional landing mat(s) permitted
Stage 4, 5 & 6	<ul style="list-style-type: none"> • FIG specifications

Vault

FIG Specification:



*Vault height for FIG Junior: 125cm measured from the floor

Length of run up: Max 25m

Landing mat depth: 20cm

Landing mat width: 2.50m

Landing mat length: 6m

Miscellaneous safety equipment: Yurchenko Block & Mat

National Levels Program:


Foundation	<ul style="list-style-type: none"> V1: 60cm block, 30 cm landing mat V2: Max 6m run up, 30cm mat
Level 1	<ul style="list-style-type: none"> 60cm mat
Level 2	<ul style="list-style-type: none"> V1: 60cm block + landing mat V2: 30cm mat
Level 3	<ul style="list-style-type: none"> Max 10m run up, 60cm mat
Level 4	<ul style="list-style-type: none"> Max 10m run up, 70cm mat
Level 5	<ul style="list-style-type: none"> V1: Max 10m run up, 70cm mat V2: FIG Junior
Level 6	<ul style="list-style-type: none"> FIG Senior

National Stages Program:

Stage 1	<ul style="list-style-type: none"> Max 15m run up, 30 cm landing mat
Stage 2	<ul style="list-style-type: none"> Max 15m run up, 60 cm landing mat
Stage 3	<ul style="list-style-type: none"> Vaulting table (100cm), onto landing area of 60cm
Stage 4	<ul style="list-style-type: none"> Vaulting table (110cm) +/- 5cm with mats level with vaulting table
Stage 5	<ul style="list-style-type: none"> 120cm Vt Table
Stage 6	<ul style="list-style-type: none"> 125cm Vt Table

Parallel Bars

FIG Specification:



Height: 180 cm from top of mat, 200 cm from floor.

Height adjusters must be working and secured

National Levels Program:

Foundation, Level 1,2 & 3	<ul style="list-style-type: none"> • Bar Height: 140 - 180cm • Additional landing mat(s) permitted
Level 4, 5 & 6	<ul style="list-style-type: none"> • Bar Height: 180cm

National Stages Program:

Stage 1	<ul style="list-style-type: none"> • Bar Height: 140cm • Additional landing mat(s) permitted
Stage 2 & 3	<ul style="list-style-type: none"> • Bar Height: 180cm • Additional landing mat(s) permitted
Stage 4, 5 & 6	<ul style="list-style-type: none"> • Bar Height: 180cm

Horizontal Bar

FIG Specification:



Height: 260 cm from top of mat, 280 cm from the floor.

Cables, chain and turn buckles to be secured.

Fasteners of bars/uprights to be secured.

Landing mat depth: 20cm

Landing mat width: 3m

Landing mat length (measure from middle of bars): 12m

National Levels Program:

Foundation	<ul style="list-style-type: none"> • FIG specifications • Additional landing mat(s) permitted
Level 1, 3 & 3	<ul style="list-style-type: none"> • FIG specifications • Additional landing mat(s) permitted
Level 4, 5 & 6	<ul style="list-style-type: none"> • FIG specifications

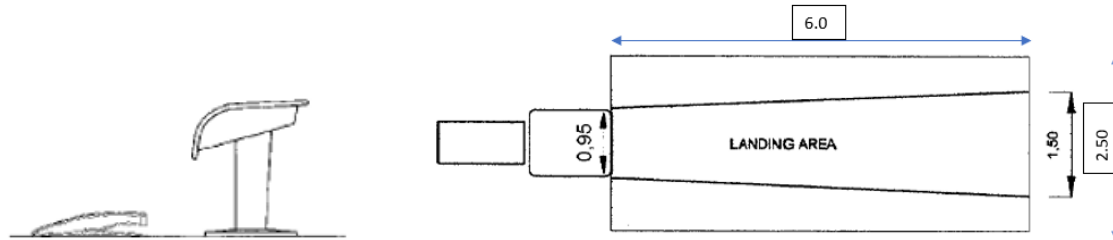
National Stages Program:

Stage 1, 2 & 3	<ul style="list-style-type: none"> • FIG specifications • Additional landing mat(s) permitted
Stage 4, 5 & 6	<ul style="list-style-type: none"> • FIG specifications

WOMEN'S ARTISTIC GYMNASTICS

Vault

FIG Specification:



Vault height: 125cm measured from the floor

Length of run up: Max 25m

Landing mat depth: 20cm

Landing mat width: 2.50m

Landing mat length: 6m

Miscellaneous safety equipment: Yurchenko Block & Mat

National Program:

Level 1	<ul style="list-style-type: none"> • 20cm landing mat
Level 2	<ul style="list-style-type: none"> • V1. 60cm mats • V2. 30cm mats
Level 3	<ul style="list-style-type: none"> • Jr: 60cm mats • Sr: 90cm mats
Level 4	<ul style="list-style-type: none"> • V1. 100cm Landing mats • V2. 40cm mat
Level 5	<ul style="list-style-type: none"> • 105/115cm Vt Table
Level 6	<ul style="list-style-type: none"> • 110/120cm Vt Table
Level 7	<ul style="list-style-type: none"> • FIG specifications
Level 8 – 10, Pre Jr	<ul style="list-style-type: none"> • FIG specifications • Additional 10cm supplementary landing mat permitted
Sub Jr	<ul style="list-style-type: none"> • 125cm Vt Table • 135cm Stacked mats

Uneven Bars

FIG specification:

Cables, chain and turn buckles to be secured.
 Fasteners of bars/uprights to be secured.
 Landing mat depth: 20cm
 Landing mat width: 2m
 Landing mat length (measure from middle of bars): 14m long (7m from middle)
 Supplementary landing mat: 4m long x 2m wide x 10cm deep

National Program:

Level 1	<ul style="list-style-type: none"> • Full set of UB • Box. 30-50cm
Level 2	<ul style="list-style-type: none"> • Low Bar only • Box. 30-50cm
Level 3	<ul style="list-style-type: none"> • Full set of UB • 30-50cm blocks • 10cm supplementary landing mat
Level 4	<ul style="list-style-type: none"> • Full set of UB • Box (20-30cm) • 10cm supplementary landing mat
Level 5	<ul style="list-style-type: none"> • FIG specifications • Box (20-30cm) • Additional 10cm supplementary landing mat permitted
Level 6 – 10, Pre Jr, Sub Jr	<ul style="list-style-type: none"> • FIG specifications • Additional 10cm supplementary landing mat permitted

Balance Beam

FIG Specification:

Beam legs must be padded (recommended)

Beam Matting (centred under beam): 7m long x 4m wide x 20cm deep

Mount matting (in addition to mats centred under beam): 5m long x 2m wide x 20cm deep

Additional Mount matting: 2m long x 1m wide x 20cm deep

Dismount matting (in addition to mats centred under beam): 4m long x 2m wide x 20cm deep

Supplementary landing mat: 4m long x 2m wide x 10cm deep

National Program:

Level 1	<ul style="list-style-type: none"> • Beam Height: 100cm • 10cm supplementary landing mat
Level 2	<ul style="list-style-type: none"> • Beam Height: 100cm • 10cm supplementary landing mat
Level 3	<ul style="list-style-type: none"> • Beam Height: 110cm • 10cm supplementary landing mat
Level 4	<ul style="list-style-type: none"> • Beam Height: 110-120cm • 10cm supplementary landing mat
Level 5, 6	<ul style="list-style-type: none"> • Beam Height: 120cm • 10cm supplementary landing mat
Level 7	<ul style="list-style-type: none"> • FIG specifications
Level 8 – 10, Pre Jr, Sub Jr	<ul style="list-style-type: none"> • FIG specifications • 10cm supplementary landing mat


Floor Exercise

FIG Specification: 12m x 12m dimension

National Levels Program:

Level 1 - 2	<ul style="list-style-type: none">• Floor strip
Level 3	<ul style="list-style-type: none">• FIG specifications – Partial Floor Strips with springs
Level 4	<ul style="list-style-type: none">• FIG specifications – Partial Floor Strips with springs OR• FIG specifications – half floor
Level 5 – 10, Pre Jr, Sub Jr	<ul style="list-style-type: none">• FIG specifications

RHYTHMIC GYMNASTICS



Division	Kinder Level 1-3	Level 4, 5	Stage 1	Stage 2-4 Level 6, 7	FIG Junior, Senior
Equipment Specifics					
1. Competition carpet size	14 x 14 m				
2. Delimitation strip (to define 13 x 13 m centred performance area) required?	No		Yes, 5 cm wide*, contrast colour strip		
3. Competition carpet strip orientation	Even and without gaps		Perpendicular to judges' panel, even and without gaps		
4. Competition carpet quality	Suitable for RG daily practice				FIG competition approved with wooden base
5. Safety zone around competition carpet	Even and free of obstacles – 0.5 m clearance			Even and free of obstacles – 1 m clearance	
6. Warm-up area (even and without gaps)	Minimum 4 x 14 m carpeted			Minimum 8 x 14 m carpeted	Minimum 14 x 14 m carpeted
7. Minimum ceiling height over competition and carpeted warm-up area	7 m			10 m	

*5 cm must be included in 13 x 13 m measurement.

TRAMPOLINE GYMNASTICS

Tramp 1	Level 5-7 & ALL AGE & International Athletes	Level 3-4	Kinder, Level 1 - 2
Trampoline Frame	FIG Specifications & must have rounded edges	FIG Specifications & must have rounded edges	FIG Specifications & must have rounded edges
Trampoline Frame secured	with limited movement & safety pins for all folding legs	with limited movement & safety pins for all folding legs	with limited movement & safety pins for all folding legs
Trampoline Bed	FIG Specifications & in good condition	FIG Specifications & in good condition	FIG Specifications & in good condition
Suspension Springs	properly attached & in good condition	properly attached & in good condition	properly attached & in good condition
Safety padding covering frame & springs	entirely covered, firmly fixed & shock absorbing capacity	entirely covered, firmly fixed & shock absorbing capacity	entirely covered, firmly fixed & shock absorbing capacity
Safety platform 1 (Fly end)	firmly attached & shock absorbent capacity, in good condition	firmly attached & shock absorbent capacity	firmly attached & shock absorbent capacity
Safety platform 2 (Fly end)	firmly attached & shock absorbent capacity, in good condition	firmly attached & shock absorbent capacity	firmly attached & shock absorbent capacity
Mat covering platform 1	FIG specs, extend to TRP Bed, shock absorbent	FIG specs, extend to TRP Bed, shock absorbent	FIG specs, extend to TRP Bed, shock absorbent
Mat covering platform 2	FIG specs, extend to TRP Bed, shock absorbent	FIG specs, extend to TRP Bed, shock absorbent	FIG specs, extend to TRP Bed, shock absorbent
Safety mats on ground around TRP	thickness 20cms x width 200cm , whole perimeter	thickness 20cms x width 200cm , whole perimeter	thickness 20cms x width 200cm , whole perimeter
Safety mat surface	horizontal, even, without gaps, absorbent, anti-slip	horizontal, even, without gaps, absorbent, anti-slip	horizontal, even, without gaps, absorbent, anti-slip
Space between TRPS	must be at least 200cm	must be at least 200cm	must be at least 200cm
Spotter mat dimensions	length 200cm x width 150cm x thickness 15 cm	length 200cm x width 150cm x thickness 15 cm	length 200cm x width 150cm x thickness 15 cm
Spotter mat specifications	FIG specs. density, easy slide covering, 2 handles,	FIG specs. density, easy slide covering, 2 handles,	FIG specs. density, easy slide covering, 2 handles,
Minimum Clearance Height from Floor	10 meters	6 meters	6 meters

Time Measurement Device (TMD)	Yes	Yes	Yes
Tramp 2	Level 5-7 & ALL AGE & International Athletes	Level 3-4	Kinder, Level 1 - 2
Trampoline Frame	FIG Specifications & must have rounded edges	FIG Specifications & must have rounded edges	FIG Specifications & must have rounded edges
Trampoline Frame secured	with limited movement & safety pins for all folding legs	with limited movement & safety pins for all folding legs	with limited movement & safety pins for all folding legs
Trampoline Bed	FIG Specifications & in good condition	FIG Specifications & in good condition	FIG Specifications & in good condition
Suspension Springs	properly attached & in good condition	properly attached & in good condition	properly attached & in good condition
Safety padding covering frame & springs	entirely covered, firmly fixed & shock absorbing capacity	entirely covered, firmly fixed & shock absorbing capacity	entirely covered, firmly fixed & shock absorbing capacity
Safety platform 1 (Fly end)	firmly attached & shock absorbent capacity , in good condition	firmly attached & shock absorbent capacity	firmly attached & shock absorbent capacity
Safety platform 2 (Fly end)	firmly attached & shock absorbent capacity , in good condition	firmly attached & shock absorbent capacity	firmly attached & shock absorbent capacity
Mat covering platform 1	FIG specs, extend to TRP Bed, shock absorbent	FIG specs, extend to TRP Bed, shock absorbent	FIG specs, extend to TRP Bed, shock absorbent
Mat covering platform 2	FIG specs, extend to TRP Bed, shock absorbent	FIG specs, extend to TRP Bed, shock absorbent	FIG specs, extend to TRP Bed, shock absorbent
Safety mats on ground around TRP	thickness 20cms x width 200cm , whole perimeter	thickness 20cms x width 200cm , whole perimeter	thickness 20cms x width 200cm , whole perimeter
Safety mat surface	horizontal, even, without gaps, absorbent, anti-slip	horizontal, even, without gaps, absorbent, anti-slip	horizontal, even, without gaps, absorbent, anti-slip
Space between TRPS	must be at least 200cm	must be at least 200cm	must be at least 200cm
Spotter mat dimensions	length 200cm x width 150cm x thickness 15 cm	length 200cm x width 150cm x thickness 15 cm	length 200cm x width 150cm x thickness 15 cm
Spotter mat specifications	FIG specs. density, easy slide covering, 2 handles,	FIG specs. density, easy slide covering, 2 handles,	FIG specs. density, easy slide covering, 2 handles,
Minimum Clearance Height from Floor	10 meters	6 meters	6 meters
Time Measurement Device (TMD)	Yes	Yes	Yes